



## Features

- Formerly *JW.Miller* model
- High Q value
- Inductance range: 0.15  $\mu$ H to 33  $\mu$ H
- RoHS compliant\*

## Applications

- Filters
- Output chokes

# 9310 Series Molded Axial Inductor

### Electrical Specifications

Bourns Part No.	Inductance		Q Min.	Test Frequency (MHz)	SRF (MHz) Min.	DCR $\Omega$ Max.	Idc (mA)
	( $\mu$ H)	Tol. (%)					
9310-00-RC	0.15	$\pm 20$	50	25	525	0.030	2450
9310-02-RC	0.22	$\pm 20$	50	25	450	0.055	1900
9310-04-RC	0.33	$\pm 20$	45	25	360	0.090	1400
9310-06-RC	0.47	$\pm 20$	45	25	310	0.120	1225
9310-07-RC	0.56	$\pm 10$	50	25	280	0.135	1220
9310-08-RC	0.68	$\pm 10$	50	25	250	0.15	1100
9310-10-RC	0.82	$\pm 10$	50	25	220	0.22	900
9310-12-RC	1.0	$\pm 10$	50	25	200	0.29	830
9310-14-RC	1.2	$\pm 10$	33	7.9	180	0.42	650
9310-16-RC	1.5	$\pm 10$	33	7.9	160	0.50	600
9310-18-RC	1.8	$\pm 10$	33	7.9	150	0.65	525
9310-20-RC	2.2	$\pm 10$	33	7.9	135	0.95	435
9310-22-RC	2.7	$\pm 10$	33	7.9	120	1.20	385
9310-24-RC	3.3	$\pm 10$	33	7.9	110	2.00	300
9310-26-RC	3.9	$\pm 10$	33	7.9	100	2.30	280
9310-28-RC	4.7	$\pm 10$	33	7.9	90	2.60	260
9310-30-RC	5.6	$\pm 10$	45	7.9	60	0.32	750
9310-32-RC	6.8	$\pm 10$	50	7.9	55	0.50	600
9310-34-RC	8.2	$\pm 10$	50	7.9	50	0.60	545
9310-36-RC	10	$\pm 10$	55	7.9	45	0.90	445
9310-38-RC	12	$\pm 10$	65	2.5	42	1.1	404
9310-40-RC	15	$\pm 10$	65	2.5	40	1.4	370
9310-42-RC	18	$\pm 10$	75	2.5	34	2.3	280
9310-44-RC	22	$\pm 10$	75	2.5	30	2.5	265
9310-46-RC	24	$\pm 10$	60	2.5	26	2.5	265
9310-48-RC	27	$\pm 10$	60	2.5	25	2.6	260
9310-50-RC	30	$\pm 10$	65	2.5	19	2.8	255
9310-52-RC	33	$\pm 10$	65	2.5	19	3.0	250

### General Specifications

Temperature Rise .....35 °C at Idc  
 Operating Temperature ..-55 °C to +105 °C  
 Storage Temperature.....-55 °C to +105 °C  
 Dielectric Strength.....1000 Vrms

### Materials

Core.....Ferrite  
 Wire.....Enameled copper  
 Terminal Coating .....Sn  
 Packaging  
 Standard.....1000 pcs. per bag  
 Optional .....1000 pcs. per 14-inch reel

### How To Order

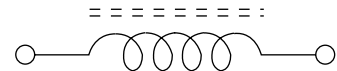
**9310 - 02 - - - RC**

Model \_\_\_\_\_  
 Value Code \_\_\_\_\_  
 Two-digit code from table  
 (Example: -02 = 0.22  $\mu$ H)  
 Packaging Code \_\_\_\_\_  
 Blank = 1000 pcs./bag  
 TR = 1000 pcs./14-inch reel  
 Compliance Code \_\_\_\_\_  
 RC = RoHS compliant\*

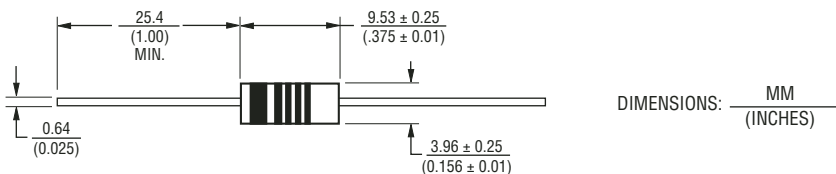
### Examples:

- 9310-00-RC = 0.15  $\mu$ H packaged 1000 pcs./bag.
- 9310-18-TR-RC = 1.8  $\mu$ H packaged 1000 pcs./14-inch reel.

### Electrical Schematic



### Product Dimensions



\*RoHS Directive 2002/95/EC Jan 27 2003 including Annex  
 Specifications are subject to change without notice.  
 Customers should verify actual device performance in their specific applications.

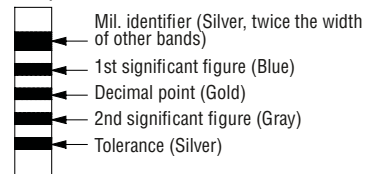
# 9310 Series Molded Axial Inductor

**BOURNS®**

## Typical Part Marking - MIL-STD Color Code

Color	1st & 2nd Significant Figure or Decimal Point	Multiplier	Tolerance
Black	0	1	
Brown	1	10	
Red	2	100	
Orange	3	1000	
Yellow	4		
Green	5		
Blue	6		
Violet	7		
Gray	8		
White	9		
Silver			± 10 %
Gold	Decimal Point		± 5 %

Example for L value less than 10  $\mu\text{H}$   
6.8  $\mu\text{H}$ , ±10 %



Example for L value 10  $\mu\text{H}$  and higher  
270  $\mu\text{H}$ , ±5 %

